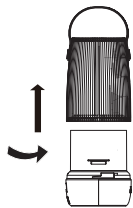


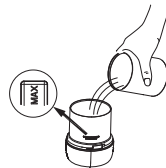


DIFFUSER SETUP


1. Place diffuser on a flat and even surface, clear of any loose or foreign objects.
2. Fill water tank to max level line - 80ml.
3. Replace cover and connect power.
4. Add up to 5-7 drops of essential or fragranced oils.
5. Press the Power Switch on base to operate in different modes.
6. Press the Timer Switch for desired operating duration.



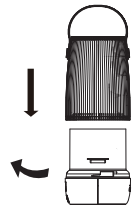
Lift & remove
cover from base



Fill with water up
to max level line



Add 5-7 drops of
your favourite oil



Replace cover
on base unit



Connect Power
Adaptor



Turn "Power" knob
to switch on