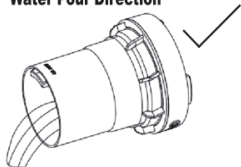


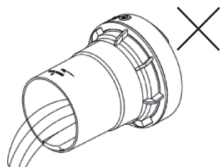
PRODUCT WARNING

1. Do not lean diffuser during operation.
2. Unplug from mains power when filling or cleaning.
3. Do not empty water from the side which the air vent is located.
4. This appliance is not intended for use by children.
5. If the diffuser is accidentally knocked over during operation, water may enter the internal space. If so, please unplug the diffuser, empty any remaining water and allow to dry for 3 days. If any issues arise please contact your local retailer.

Water Pour Direction




Pour water with indicated direction



Wrong direction pouring may go to air hole

MARBLE Ultrasonic Aroma Diffuser



PLEASE READ THE USER MANUAL BEFORE USE

IMPORTANT WARNING

1. Do not touch the diffuser during operation.
2. Unplug the diffuser from mains power when filling or cleaning.
3. Do not empty water from the side which the air vent is located.
4. Refer to the instructions in the user manual for use.
5. If the diffuser is accidentally knocked over during operation, press the mist button to activate the internal space. If so, please unplug the diffuser, empty any remaining water and allow to dry for 3 days.

Product Name: MARBLE Aroma Diffuser
 Power: DC 24V
 Water Capacity: 120 ml
 Water Capacity: 100 ml

Product Specifications

8-hrs intermittent mode
 1.5L water capacity
 1.5L water capacity

Diffuser Setup

1. Pour water into the diffuser.
2. Add essential oils to the diffuser.
3. Plug the diffuser into a power outlet.
4. Turn the diffuser on.

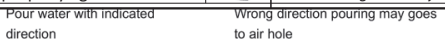
Maintenance

1. Clean the diffuser regularly.
2. Replace the water filter.
3. Wash the diffuser with warm water.
4. Dry the diffuser completely.

Troubleshooting

1. No mist: Check water level and power.
2. Weak mist: Clean the diffuser.
3. No light: Check the light switch.
4. No sound: Check the speaker.

Warranty: 1 Year
 For further Diffuser Maintenance, please visit: www.alcyon.com.au



WARRANTY CARD

All Alcyon Ultrasonic Diffusers are covered by a limited one year warranty from date of purchase.

Date of purchase: / /
 (please keep your receipt with Warranty Card as Proof of Purchase)

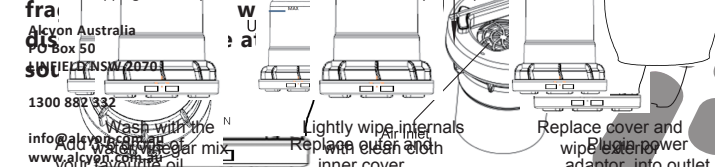
Should you be experiencing any issues with your diffusers, please visit www.alcyon.com.au or call 1300 882 332.
 (please have your diffuser on hand when calling)

Warranty and unique design

The Ultrasonic Aroma Diffuser combines the best of western cultures to bring you this fashionable diffuser.

Any goods received without a RA number will not be accepted and returned to the sender.

The determination of faults is at the discretion of Alcyon Australia, with the item to be either repaired or replaced.



1300 882 332
info@alcyon.com.au
www.alcyon.com.au

PLEASE READ THE USER MANUAL BEFORE USE

IMPORTANT WARNING

1. Do not touch the diffuser during operation.
2. Unplug the diffuser from mains power when filling or cleaning.
3. Do not empty water from the side which the air vent is located.
4. Refer to the instructions in the user manual for use.
5. If the diffuser is accidentally knocked over during operation, press the mist button to activate the internal space. If so, please unplug the diffuser, empty any remaining water and allow to dry for 3 days.

Product Name: MARBLE Aroma Diffuser
 Power: DC 24V
 Water Capacity: 120 ml
 Water Capacity: 100 ml

Product Specifications

8-hrs intermittent mode
 1. If the diffuser is accidentally knocked over during operation, press the mist button to activate the internal space. If so, please unplug the diffuser, empty any remaining water and allow to dry for 3 days.

Diffuser Setup

1. If the diffuser is accidentally knocked over during operation, press the mist button to activate the internal space. If so, please unplug the diffuser, empty any remaining water and allow to dry for 3 days.

Maintenance

1. If the diffuser is accidentally knocked over during operation, press the mist button to activate the internal space. If so, please unplug the diffuser, empty any remaining water and allow to dry for 3 days.

Water Pour Direction

1. If the diffuser is accidentally knocked over during operation, press the mist button to activate the internal space. If so, please unplug the diffuser, empty any remaining water and allow to dry for 3 days.

Troubleshooting

1. If the diffuser is accidentally knocked over during operation, press the mist button to activate the internal space. If so, please unplug the diffuser, empty any remaining water and allow to dry for 3 days.

Warranty

1. If the diffuser is accidentally knocked over during operation, press the mist button to activate the internal space. If so, please unplug the diffuser, empty any remaining water and allow to dry for 3 days.

Third Off, Cover not seated or sealed properly against base unit
 Light Off, Turn Light Off Anytime

Pour water with indicated direction
 Wrong direction pouring may goes to air hole

WARRANTY CARD

All Alcyon Ultrasonic Diffusers are covered by a limited one year warranty from date of purchase.

Date of purchase: / /
 (please keep your receipt with Warranty Card as Proof of Purchase)

Should you be experiencing any issues with your diffusers, please visit www.alcyon.com.au or call 1300 882 332.
 (please have your diffuser on hand when calling)

Wash with the diffuser and unique design

1. If the diffuser is accidentally knocked over during operation, press the mist button to activate the internal space. If so, please unplug the diffuser, empty any remaining water and allow to dry for 3 days.

Utilise the diffuser to bring you this fashionable diffuser.

1. If the diffuser is accidentally knocked over during operation, press the mist button to activate the internal space. If so, please unplug the diffuser, empty any remaining water and allow to dry for 3 days.

MA

1. If the diffuser is accidentally knocked over during operation, press the mist button to activate the internal space. If so, please unplug the diffuser, empty any remaining water and allow to dry for 3 days.

fra

1. If the diffuser is accidentally knocked over during operation, press the mist button to activate the internal space. If so, please unplug the diffuser, empty any remaining water and allow to dry for 3 days.

dis

1. If the diffuser is accidentally knocked over during operation, press the mist button to activate the internal space. If so, please unplug the diffuser, empty any remaining water and allow to dry for 3 days.

Wash with the diffuser and unique design
 Add water with regular mix your favourite oil
 Lightly wipe internals
 Replace cover and wipe clean with inner cover
 Replace power adaptor into outlet

PLEASE READ THE USER MANUAL CAREFULLY BEFORE USING THE PRODUCT



Product Name: MARBLE Aroma Diffuser
 DC 24V

1. Do not touch the diffuser during operation.
2. Unplug the diffuser from mains power when filling or cleaning.
3. Do not empty water from the side which the air vent is located.
4. Refer to the instructions for the best working order and frequency of use.

Product Specifications

Power: 12W
 Water Capacity: 100 ml
 8-hrs intermittent mode

1. If the diffuser is accidentally knocked over during operation and press mist button to activate.
2. If the diffuser is accidentally knocked over during operation and press mist button to activate.

Diffuser Setup

1. Empty the diffuser and clean the internal space. If so, please unplug the diffuser, empty any remaining water and allow to dry for 3 days.
2. Empty the diffuser and clean the internal space. If so, please unplug the diffuser, empty any remaining water and allow to dry for 3 days.

Maintenance


1. Add up to 100ml of water (50ml) into the diffuser.
2. Add up to 100ml of water (50ml) into the diffuser.

Water Pour Direction

1. Press the Mist Button to turn on the diffuser.
2. Press the Mist Button to turn on the diffuser.
3. Press the Mist Button to turn on the diffuser.
4. Press the Mist Button to turn on the diffuser.
5. Press the Mist Button to turn on the diffuser.
6. Press the Mist Button to turn on the diffuser.
6. Press the Mist Button to turn on the diffuser.

Warranty

Third Off Cover not seated or sealed properly against base unit
 Light Off Turn Light Off Anytime



WARRANTY CARD

All Alcyon Ultrasonic Diffusers are covered by a limited one year warranty from date of purchase.

Date of purchase: / /
 (please keep your receipt with Warranty Card as Proof of Purchase)

Should you be experiencing any issues with your diffusers, please visit www.alcyon.com.au or call 1300 882 332.

(please have your diffuser on hand when calling)

Unplug diffuser from mains power and unique design and unique design. Lift & remove base cover. Empty any remaining water up to max level line.

A dated receipt is required as Proof of Purchase for warranty purposes. This warranty is for operational faults only, and does not cover issues such as breakages or faults arising from use of the product.

Western cultures to bring you this fashionable diffuser. Any items returned from customers to Alcyon will be at the consumer's expense and must be accompanied with a RA (Return Authorisation) number issued by Alcyon. Unless a prior arrangement has been made.

Any goods received without a RA number will not be accepted and returned to the sender. The determination of faults is at the discretion of Alcyon Australia, with the item to be either repaired or replaced.

Return shipping from Alcyon to the customer is to be at Alcyon's expense.

Alcyon Australia
 PO Box 50
 Field NSW 2070
 1300 882 332

Wash with the Add water with your favourite oil. Lightly wipe internals with a clean cloth. Replace cover and wipe clean with a clean cloth. Replace power adaptor into outlet.



PLEASE READ THE USER MANUAL BEFORE USE

IMPORTANT WARNING

1. Do not touch the diffuser during operation.
2. Unplug the diffuser from mains power when filling or cleaning.
3. Do not empty water from the side which the air vent is located.
4. Refer to the instructions in the user manual for use.
5. If the diffuser is accidentally knocked over during operation and press mist button to activate.

Product Name: MARBLE Aroma Diffuser
 Power: DC 24V
 Water Capacity: 120 ml
 Water Capacity: 100 ml

Product Specifications

8-hrs intermittent mode
 1. If the diffuser is accidentally knocked over during operation and press mist button to activate.
 2. If the diffuser is accidentally knocked over during operation and press mist button to activate.
 3. If the diffuser is accidentally knocked over during operation and press mist button to activate.

Diffuser Setup

1. If the diffuser is accidentally knocked over during operation and press mist button to activate.
 2. If the diffuser is accidentally knocked over during operation and press mist button to activate.

Maintenance

1. If the diffuser is accidentally knocked over during operation and press mist button to activate.
 2. If the diffuser is accidentally knocked over during operation and press mist button to activate.

Troubleshooting

1. If the diffuser is accidentally knocked over during operation and press mist button to activate.
 2. If the diffuser is accidentally knocked over during operation and press mist button to activate.

Warranty

1. If the diffuser is accidentally knocked over during operation and press mist button to activate.
 2. If the diffuser is accidentally knocked over during operation and press mist button to activate.

1. If the diffuser is accidentally knocked over during operation and press mist button to activate.	2. If the diffuser is accidentally knocked over during operation and press mist button to activate.
3. If the diffuser is accidentally knocked over during operation and press mist button to activate.	4. If the diffuser is accidentally knocked over during operation and press mist button to activate.
5. If the diffuser is accidentally knocked over during operation and press mist button to activate.	6. If the diffuser is accidentally knocked over during operation and press mist button to activate.
7. If the diffuser is accidentally knocked over during operation and press mist button to activate.	8. If the diffuser is accidentally knocked over during operation and press mist button to activate.
9. If the diffuser is accidentally knocked over during operation and press mist button to activate.	10. If the diffuser is accidentally knocked over during operation and press mist button to activate.

Pour water with indicated direction
 Wrong direction pouring may goes to air hole

WARRANTY CARD

All Alcyon Ultrasonic Diffusers are covered by a limited one year warranty from date of purchase.

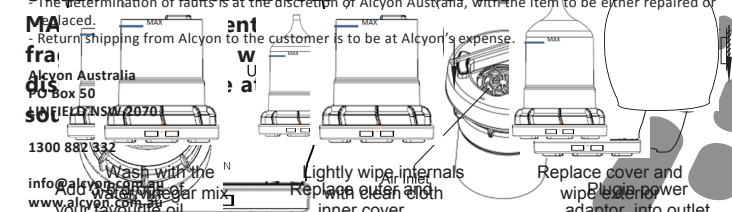
Date of purchase: / / (please keep your receipt with Warranty Card as Proof of Purchase)

Should you be experiencing any issues with your diffusers, please visit www.alcyon.com.au or call 1300 882 332. (please have your diffuser on hand when calling)

Unplug diffuser from mains power. Lift & remove base cover. Empty any remaining water up to max level line.

Wash with the Add water with your favourite oil. Lightly wipe internals with a clean cloth. Replace cover and wipe base power adaptor into outlet.

MAFRA DISOL
 Alcyon Australia
 PO Box 50
 WILSONS PROMENADE
 1300 882 332



PLEASE READ THE USER MANUAL CAREFULLY BEFORE USE

PRODUCT WARNING

Product Name: MARBLE Aroma Diffuser
 DC 24V
 Power: 12W
 Water Capacity: 100 ml

1. Do not touch the diffuser during operation.
2. Unplug the diffuser from mains power when filling or cleaning.
3. Do not empty water from the side which the air vent is located.
4. Refer to the instructions for the best working order and frequency of use.

Product Specifications

1. Power	12W
2. Voltage	DC 24V
3. Water Capacity	100 ml
4. Frequency of use	8-hrs intermittent mode

Diffuser Setup

1. If the diffuser is accidentally knocked over during operation and press mist button to activate.
2. If the diffuser is accidentally knocked over during operation and press mist button to activate.

Maintenance

1. Empty the diffuser, empty any remaining water and allow to dry for 3 days.
2. If any issues arise please contact your local retailer.

Troubleshooting

1. Diffuser not working	Check power supply
2. Diffuser not working	Check power supply
3. Diffuser not working	Check power supply
4. Diffuser not working	Check power supply

Warranty

1. The diffuser is covered by a 1-year warranty.

1. Power	12W
2. Voltage	DC 24V
3. Water Capacity	100 ml
4. Frequency of use	8-hrs intermittent mode

Pour water with indicated direction
 Wrong direction pouring may goes to air hole

WARRANTY CARD



All Alcyon Ultrasonic Diffusers are covered by a limited one year warranty from date of purchase.

Date of purchase: / /
 (please keep your receipt with Warranty Card as Proof of Purchase)

Should you be experiencing any issues with your diffusers, please visit www.alcyon.com.au or call 1300 882 332.

(please have your diffuser on hand when calling)

Unplug diffuser from mains power and unique design and unique design. Lift & remove base cover. Empty any remaining water up to max level line.

Alcyon Ultrasonic Aroma Diffuser combines the best of both worlds to bring you this fashionable diffuser.

Any goods received without a RA number will not be accepted and returned to the sender. The determination of faults is at the discretion of Alcyon Australia, with the item to be either repaired or replaced.

Return shipping from Alcyon to the customer is to be at Alcyon's expense.

Alcyon Australia
 PO Box 50
 Field NSW 2070

1300 882 332

Wash with the Add water with your favourite oil. Lightly wipe internals Replace clean with inner cover. Replace cover and wipe base power adaptor into outlet.